
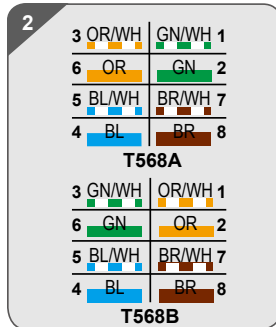



90° STP Keystone Jack Instruction




■ Strip about 45mm of cable jacket.




■ According to T568A or T568B wiring plan.




■ Arrange the wires to the wire manager slots.




■ Pre-place wires into slots and bend cable.




■ Cut off redundant wires edgeways.



■ Position the wire manager rail into housing.



■ Press down the metal cover to terminate wires.



■ Through the ratchet. Complete termination.

